

## MLN5 Specification Sheet



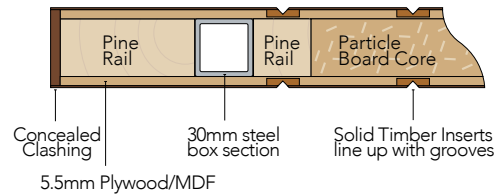
ALL DOORS AVAILABLE  
UP TO 2700x1210MM.

### Door Weights - kg/m<sup>2</sup>

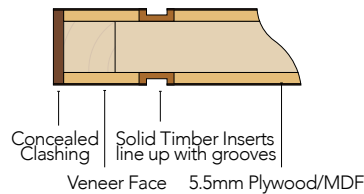
Solid 28.5  
Steel per L/M 2.0

Flush panel door shown -  
contact us to design your  
own groove pattern for  
this door!

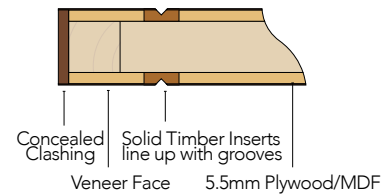
#### 30 x 30mm STEEL INSERT DETAIL



#### 10 x 2mm ROUT DETAIL



#### 5 x 2.5mm V-GROOVE DETAIL



AVAILABLE IN ANY OF THE  
FOLLOWING SPECIES  
(other species may be  
available on request)



American  
White Oak



Rimu



Blackwood



Cedar



Jarrah



Tasmanian  
Oak

### MLN5 Specialty Veneer Door Details

|                      |   |
|----------------------|---|
| <b>Uses</b>          | Milano doors are suitable for sheltered exterior applications where solid timber would often warp, twist or crack   |
| <b>Description</b>   | Milano doors are engineered timber doors using exterior plywood substrate and bonded using marine grade glue        |
| <b>Features</b>      | The MLN5 door is a vertical grain flush panel veneer door with concealed clashing's to give a completely solid look |
| <b>Species Shown</b> | Australian Jarrah   |

#### Skin and Thickness Options

|                 | 39mm          | 40.5mm     | 42mm     |
|-----------------|---------------|------------|----------|
| <b>Exterior</b> | N/A           | 5.5mm Skin | N/A      |
| <b>Interior</b> | 4.75mm Skin   | N/A        | 6mm Skin |
| <b>Oversize</b> | not available |            |          |

#### Door Frame Configuration Doors 410-910mm Wide

|                        | Rails    | Stiles   |
|------------------------|----------|----------|
| <b>Solid Core</b>      | Ex 35mm  | Ex 35mm  |
| <b>960mm Wide +</b>    | Ex 105mm | Ex 105mm |
| <b>&gt;2400mm High</b> | Ex 105mm | Ex 105mm |

- 'Oversize' is doors over 1210mm wide or 2700mm high
- Interior options available
- All Milano doors are made to order
- Staining veneer doors is at your own risk. Hallmark Group accepts no responsibility for the finished quality of a stained veneer door