
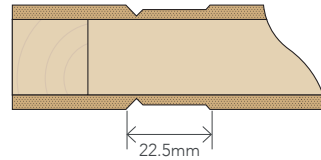


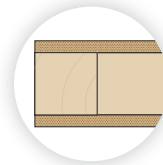
VVPO Specification Sheet



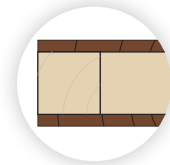
ROUTERED GROOVE DETAIL



4.75MM MDF SKIN
(FOR INTERIOR USE)



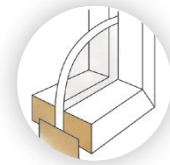
PREMIUM TEMPERED
HARDBOARD SKIN (FOR
SHELTERED EXTERIOR USE)



PLEASE NOTE: GLASS IS NOT INCLUDED. ALL PANELS ARE BEADED WITH REBATED BEADING AS STANDARD. FLUSH BEADING AVAILABLE ON REQUEST.



FLUSH
BEADING



REBATED
BEADING

VVPO Panel Cut-Out Dimensions (mm)

Top Rail	150mm
Mid Rail	150mm
Bottom Rail	180mm
Side Stile	110mm*
Glazing Panel Width	Door Width less 220mm**
Glazing Panel Height	Door Height less 1085mm
Grooved Panel Width	Door Width less 220mm**
Grooved Panel Height	605mm

* Side Stiles increase to 160mm when doors are ordered with steel stiffeners

** Panel Width formula with steel stiffeners changes to 'Door Width less 320mm'

	Core Availability			Available Finishes	
	Hollow	Polystyrene	Solid	Un-Primed	U.V Primed
1980 High	N/A	N/A	•	MTO	Ex-Stock (38mm S/C)
Up to 2400 High	N/A	N/A	•	MTO	Ex-Stock (38mm S/C)
2700 High	N/A	N/A	•	MTO	MTO
Oversize	N/A	N/A	N/A	N/A	N/A

	Stile, Rail and Lockblock Configuration 1980 up to 2400 High Doors 410-910mm Wide		
	Rails	Stiles	Lockblocks
Hollow (1980)	Ex 35mm	Ex 35mm	400 x 70mm
Hollow (Up to 2400)	Ex 35mm	Ex 35mm	800 x 70mm
Polystyrene	Ex 35mm	Ex 35mm	400/800 x 70mm
Solid (Up to 2400)	Ex 140mm	Ex 35mm	N/A
960mm Wide +	Ex 105mm	Ex 105mm	N/A
>2400mm High	Ex 105mm	Ex 105mm	N/A

Skin and Thickness Options (MDF Skins)

	34.5mm	37mm	38mm	39.5mm	42mm
Hollow	N/A	N/A	4.75mm Skin	4.75mm Skin	6.0mm Skin
Polystyrene	4.75mm Skin	6.0mm Skin	4.75mm Skin	4.75mm Skin	6.0mm Skin
Solid	N/A	N/A	4.75mm Skin	4.75mm Skin	6.0mm Skin
Oversize	N/A	N/A	N/A	N/A	N/A

- All doors over 1210 wide supplied un-primed
- 'Oversize' is doors over 1210mm wide or 2700mm high

- All hollow and polystyrene doors have double lock blocks
- Stock doors are standard sizes between 410mm and 910mm wide

- Tempered hardboard faced doors available for sheltered exterior doors, 38mm, 39.5mm or 42mm options