

## HALLMARK FIRE DOOR HARDWARE ORDER FORM

### Customer Details

Customer Business Name: \_\_\_\_\_ Quote No: \_\_\_\_\_

Date: \_\_\_\_\_ Job Name: \_\_\_\_\_

Customer O/N: \_\_\_\_\_ Customer Contact: \_\_\_\_\_

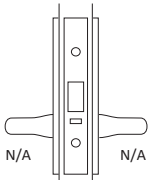
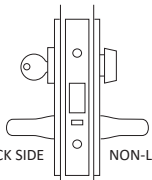
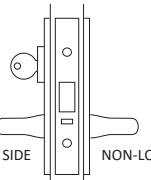
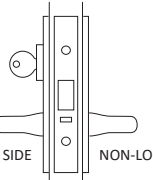
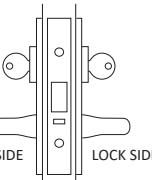
Customer Phone: \_\_\_\_\_ Customer Email: \_\_\_\_\_

Delivery Address: \_\_\_\_\_

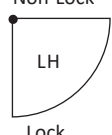
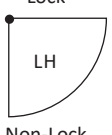
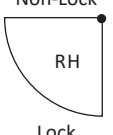
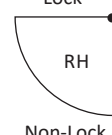
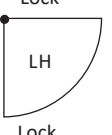
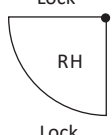
### Step 1: LOCKSET TYPE

 Legge 990  Door Code:  Quantity:  Handle Height:   
 (from bottom of leaf to lever centre)

### Step 2: LOCKSET FUNCTION (Tick function required)

<input type="checkbox"/> Passage Latch   N/A N/A  Both handles always operative (non-locking)	<input type="checkbox"/> Entrance Latch (vestibule)   LOCK SIDE NON-LOCK  Outside & inside locking ability, outside key operation, inside push button / turn snib	<input type="checkbox"/> Classroom Latch   LOCK SIDE NON-LOCK  Outside handle has both locked and unlocked option. Inside remains unlocked at all times	<input type="checkbox"/> Storeroom Latch   LOCK SIDE NON-LOCK  Outside handle fixed. Entrance by key only. Inside handle remains unlocked at all times	<input type="checkbox"/> Double Entry Latch   LOCK SIDE LOCK SIDE  Outside & inside locking ability with key operation
---	---	---	---	--

### Step 3: LOCKSET CONFIGURATION (Tick function required) Note: for the Passage Latch, configuration isn't applicable

Non-Lock  LH Lock <input type="checkbox"/>	Lock  LH Non-Lock <input type="checkbox"/>	Non-Lock  RH Lock <input type="checkbox"/>	Lock  RH Non-Lock <input type="checkbox"/>	These two options only available on Double Entry Latch  LH Lock <input type="checkbox"/>	 RH Lock <input type="checkbox"/>
---	---	---	---	---	---

If doors ordered are flush pairs, box ticked above will be assumed as active leaf (active leaf to have hardware prep, non-active leaf; no hardware prep)

### Step 4: SELECT HANDLE & CLOSER (if required)

Please select handle: <input type="checkbox"/> Alpha <input type="checkbox"/> Angelo <input type="checkbox"/> Bergen <input type="checkbox"/> Leonardo <input type="checkbox"/> Ergo	Briton 1130B Closer: <input type="checkbox"/> (tick if required)
---	---

 Authorised by: 

 Date: 

DISCLAIMER: In authorising the above, the customer accepts responsibility that the construction details above are correct

Price valid for 30 days from data above. Supply is subject to the Hallmark Group current Terms Of Trade. Payment is due 20th month following invoice / upon delivery.

Please complete this form, save as the Purchase Order, then email it to sales@hallmarkgroup.co.nz – thank you