



Hospitals & Healthcare Doors

At Risk Patient Protection

Mental Health Safety Door Solutions for New Zealand Medical Care Construction Projects





The trusted doorset provider to New Zealand healthcare construction projects

Hallmark Group have been a trusted partner to New Zealand's construction industry for over 25 years. We are 100% New Zealand owned and have significant experience in hospitals & healthcare projects nationwide. Our recent healthcare projects include:


- **Middlemore Mental Health Ward**, Auckland
- **Grey Base Hospital**, Greymouth
- **Bowen Hospital**, Wellington
- **Burwood Hospital**, Christchurch
- **Christchurch Women's Hospital**, Christchurch
- **Rodney Surgical**, Warkworth
- **Greenlane Dialysis Ward**, Auckland
- **Christchurch ICU Ward**, Christchurch
- **Manor Park Private Hospital** (extension), Lower Hutt
- **Golden Bay Hospital**, Tasman
- **Lakes District Hospital** (extension), Queenstown
- **Elmswood Hospital**, Christchurch
- **Health Research Education Facility**, Christchurch
- **Papakura Integrated Health Centre**, Papakura
- **Cholmondeley House**, Christchurch
- **Medicross Medical Centre**, New Plymouth
- **Twizel Medical Centre**, Twizel
- **Willowlea Hospital**, Christchurch

This brochure is specific to our At Risk Patient Protection products - for information about our general range of Hospital doors please refer to the Hallmark Hospitals & Healthcare brochure. For technical spec sheets visit www.hallmarkgroup.co.nz/hospital-doors

Hallmark At Risk Patient Protection Doors

Hallmark Group produce hospital & healthcare doorsets here in New Zealand. Our engineers and product managers have extensive experience in this specialist area. The doors themselves are produced in our manufacturing facility in Canterbury and accompanying hardware is sourced from the world's best, such as Intastop and Hipac, to provide a world-class speciality door solution.

Anti-Ligature Doors



Seclusion Room Security Doors




Doortop Alarm Systems



Privacy Vision Panels



Anti-Ligature Ensuite Door




Anti-Barricade Solutions



Full Mortice Anti-Ligature Hinged Doors

Hallmark are able to offer full mortice continuous geared anti-ligature SECURAHinge™ doors featuring an anti-ligature tip designed for mitigating ligature risk on single acting doors.

- Gives your patients privacy
- Reduces your maintenance and overall lifecycle costs
- Reduces risk of patient suicide and self-harm
- Tested to 250,000 cycles (equivalent to 10 years use)



Hallmark doors with single swing anti-ligature hinges and anti-ligature tip at Burwood Hospital

The SECURAHinge™ consists of two full height, paired and geared leaves. Each leaf rotates evenly from top to bottom riding on Delrin-Teflon bearings which minimise potential self-harm in the open state (i.e when rubbing wrist against hinge).

Seclusion Room Security Doors

Protruding items such as a handle, hinge or accessible vision panel beading are all removed from the inside of the door to remove anything which could be used to self-harm. Seclusion room doors are manufactured to your specification and built for superior robustness.



Hallmark seclusion room doors with security hardware at Burwood Hospital

Doortop Alarm Doors

We offer Doortop Alarm doors with hardware technology built in to alert staff of a potential ligature attempt. These send a signal to the staff attack system when a patient has attempted to wedge something between the head of the door and the frame.


The sensor runs the full width of the door leaf and detects if weight has been applied e.g. the weight from a ligature attempt, or if something is jammed between the top of the door and head of the frame.




The system has a built in time delay, adjustable between 5 and 30 seconds, to ensure that the alarm won't be triggered by accidental bumps or patients playing with the sensor, only a sustained applied weight (as would be the case in a ligature attempt) will trigger the alarm and alert staff to respond. The door top alarm is compatible with most staff attack systems.



Doortop alarm kit. Transfer wire tested to 3 million cycles with a 5 year warranty



The Electrical Transfer Hinge operates by a number of interlocking gears that provide high strength and a smooth motion, requiring minimal maintenance.



Electrical Transfer Hinge performance tested to 1.25 million cycles.

Privacy Vision Panels

Hallmark doors can be fitted with either electronic or manually-operated privacy vision panels.

iGlass Electronic Vision Panels

iGlass electronic blind technology provides privacy and hygiene benefits. iGlass Privacy replaces the need for venetian blinds or curtains which require ongoing cleaning or laundering. Switching can be by touch, switch, motion or voice.



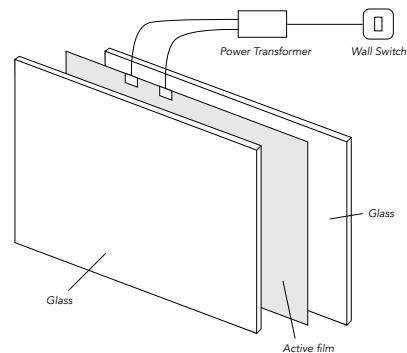
Hallmark door with iGlass vision panel at Burwood Hospital with vision panel off



The same door with iGlass vision panel turned on


Electric Power Transfer

For solutions requiring electrical power, such as iGlass vision panels and Door Top Alarms, we are able to conceal an electric power transfer device in the edge of a swinging door, providing the means to transfer power from door to frame. These units are completely concealed when the door is in the closed position.



INTAGlaze Vision Panels

The Hipac INTAGlaze is a tried and tested vision panel that ensures the security and dignity of both staff and patients. This quiet, manually operated, panel requires no wiring or mains power. It is constructed using three panes of glass, the middle pane of glass moves up and down as required to align or misalign the stripes on the glass. This is a modern and more robust alternative to venetians (with venetians, leaves can become misaligned after being hit whereas the INTAGlaze will not misalign under sustained abuse).



Anti-Ligature Ensuite Doorset

This is an award-winning door with no known ligature points. Its leaves detach if a ligature is attempted. Strong magnets and pivot mechanism avoid leaves detaching during day-to-day use (magnets can't be removed or ingested). Soft, lightweight leaves minimise weaponisation.

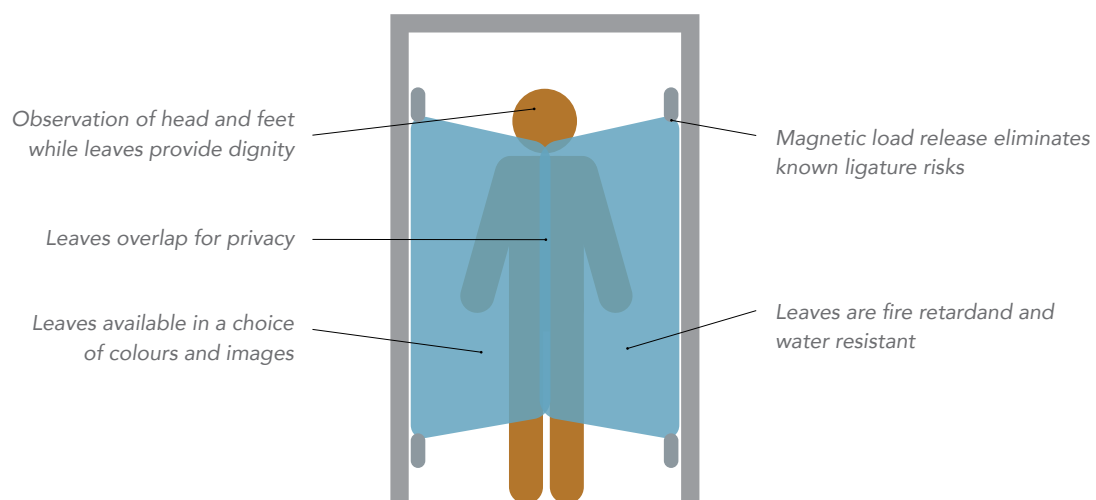


ENABLES PARTIAL OBSERVATION; PROVIDES DIGNITY

Similar to cubical doors, the door acts as partial visual screen to preserve service users dignity and allows observation of head and feet to give clinicians peace of mind.

HOW IT WORKS

The leaves are held in place with magnets, detaching if a ligature is attempted (detaching under a load of 8kg), but stay in place during day-to-day use. When detached, the leaves are an ineffective weapon because they are soft and lightweight ensuring safety for both staff and patient.



Anti-Barricade Solutions

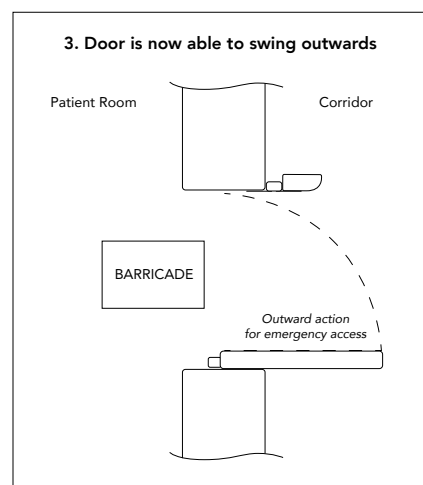
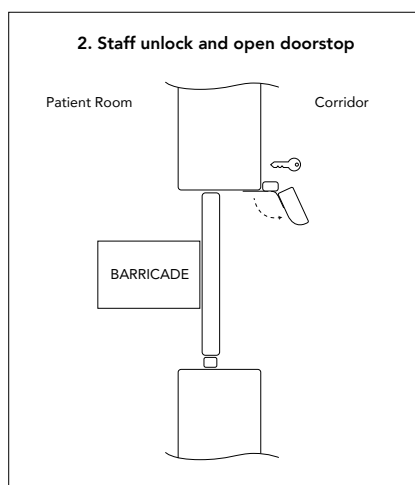
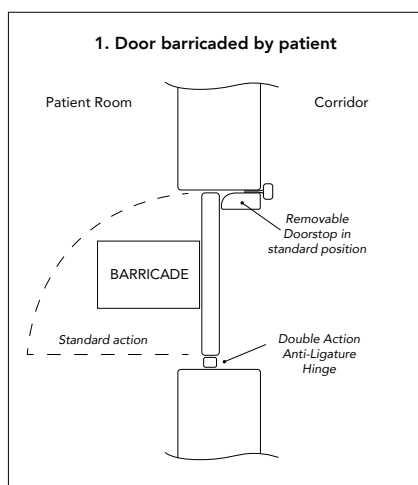
Removable Doorstop Frame

The removable doorstop is a full length, aluminium, fire rated, frame mounted doorstop ideal for bedroom and ensuite doors in mental health environments. It provides quick emergency outward opening operation of doors that normally open inwards.



HOW THE REMOVABLE DOORSTOP WORKS

If a door is barricaded from the inside by a patient (1) the doorstop can be unlatched from the frame with a key (2) allowing the door to be opened outward (3) enabling quick access.



Movastop Detachable Doorstop

The Movastop detachable doorstop, in conjunction with a double swing, hinge, is an effective solution to help overcome a barricade situation. During normal use the stop remains locked to the door frame to act as a traditional stop and prevents the door from swinging outward. In the event of a barricade, staff can fully detach the Movastop from the door frame, using a Lifeline Key. This allows the door to swing in an outward direction and away from the barricade. The Movastop blends in well with the door frame and is robust and resistant to abuse and tampering.

