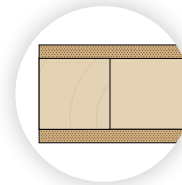


VVPN Specification Sheet



PLEASE NOTE: GLASS IS NOT INCLUDED. ALL PANELS ARE BEADED WITH REBATED BEADING AS STANDARD. FLUSH BEADING AVAILABLE ON REQUEST.

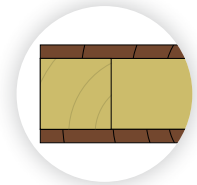
4.75MM MDF SKIN
(FOR INTERIOR USE)



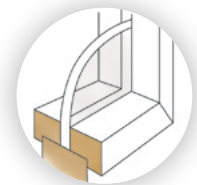
FLUSH BEADING



4.75MM TEMPERED
HARDBOARD SKIN (FOR
SHELTERED EXTERIOR USE)



REBATED BEADING



VVPN Panel Cut-Out Dimensions (mm)

Top Rail	100mm
Bottom Rail	180mm
Mid Rails (Per Rail)	100mm
Side Stile	110mm
Glazing Panel Width	Door Width less 220mm
Glazing Panel Height	Door Height less 580mm divided by 4

	Core Availability			Available Finishes	
	Hollow	Polystyrene	Solid	Un-Primed	U.V Primed
1980 High	N/A	N/A	•	MTO	Ex-Stock
Up to 2400 High	N/A	N/A	•	MTO	Ex-Stock
2700 High	N/A	N/A	•	MTO	MTO
Oversize	N/A	N/A	N/A	N/A	N/A

Stile, Rail and Lockblock Configuration 1980 up to 2400 High Doors 410-910mm Wide			
	Rails	Stiles	Lockblocks
Hollow (1980)	N/A	N/A	N/A
Hollow (Up to 2400)	N/A	N/A	N/A
Polystyrene	N/A	N/A	N/A
Solid (Up to 2400)	Ex 140mm	Ex 35mm	N/A
960mm Wide +	Ex 105mm	Ex 105mm	N/A
>2400mm High	Ex 105mm	Ex 105mm	N/A

Skin and Thickness Options (MDF Skins)					
	34.5mm	37mm	38mm	39.5mm	42mm
Hollow	N/A	N/A	N/A	N/A	N/A
Polystyrene	N/A	N/A	N/A	N/A	N/A
Solid	4.75mm Skin	6.0mm Skin	4.75mm Skin	4.75mm Skin	6.0mm Skin
Oversize	N/A	N/A	N/A	N/A	N/A

- All doors over 1210 wide supplied un-primed
- 'Oversize' is doors over 1210mm wide or 2700mm high

- Stock doors are standard sizes between 410mm and 910mm wide

- Tempered hardboard faced doors available for sheltered exterior doors, 38mm, 39.5mm or 42mm options